

**CITY OF PICKENS
ANNUAL BUDGET FY 2023/2024
FOR THE YEAR ENDING JUNE 30, 2024**

CITY OF PICKENS

FY 2023/2024

OPERATING BUDGETS

**MAYOR
FLETCHER PERRY**

COUNCIL MEMBERS

PATRICK LARK

ISAIAH SCIPIO

LOIS PORTER

DONNIE MCKINNEY

JIMMY DAVIS

ROBERT NEALY

**CITY ADMINISTRATOR
CHARLENE CARTER**

**CITY CLERK
DONNA OWEN**

**FINANCE DIRECTOR
MANDY HESS**

Date: Monday June 26, 2023

Time: 6:00 PM

Location: City of Pickens City Hall 219 Pendleton Street Pickens, SC 29671

General Fund:

Projected Current Fiscal Year 2022-2023 Financial Resources	Projected Financial Sources 2023-2024	Percentage Change In Financial Resources	Current Fiscal Year Millage
\$3,767,900.00	\$4,538,929.25	20.5%	83.3 Mills

Projected Current Fiscal Year 2022-2023 Expenditures	Projected Expenditures 2023-2024	Percentage Change In Expenditures	Estimated Millage for 2023-2024
\$3,643,713.56	\$4,538,929.25	24.5%	86.3 Mills

Estimated Millage Equals \$86.3 per \$1,000 of Assessed Property Value

Utility Fund:

Projected Current Fiscal Year 2022-2023 Financial Resources	Projected Financial Sources 2023-2024	Percentage Change In Resources
\$3,564,968.24	\$3,987,649.31	5.8%

Projected Current Fiscal Year 2022-2023 Expenses	Projected Expenditures 2023-2024	Percentage Change In Expenditures 2023-2024
\$3,287,984.52	\$3,866,108.11	8.4%

Total Projected 2023-2024 Budget

Revenues \$ 9,132,578.56

Expenditures \$ 9,011,038.06

**City of Pickens
Millage Rate History**

Year	Actual Rate		Limitation		Increase / (Decrease)	
16/17	66.4	mils	0.85	%	NA	
17/18	77.3	mils	1.89	%	16.42	% Increase
18/19	78.3	mils	2.13	%	1.29	% Increase
19/20	72.5	mils	2.86	%	(7.41)	% decrease
20/21	78.3	mils	2.16	%	8.00	% Increase
21/22	79.3	mils	1.58	%	1.28	% Increase
22/23	83.0	mils	4.70	%	4.70	% Increase
23/24	86.3	mils	8.03	%	3.00	% Increase

f Pickens
Revenue Summary FY 23-24

Revenue Source	FY 22 Budget	FY 23 Budget	FY 23 Actual 06/07/2023	FY 24 Budget
Accommodations Tax		\$ 2,500.00	\$ 3,769.86	\$ 2,000.00
Aid to Subdivisions	\$ 22,000.00	\$ 40,000.00	\$ 30,702.13	\$ 35,000.00
Business License	\$ 665,000.00	\$ 703,000.00	\$ 327,876.42	\$ 705,000.00
Fire Fees	\$ 200,000.00	\$ 200,000.00	\$ 200,710.00	\$ 206,731.30
Election Fees		\$ 200.00		\$ 500.00
Franchise Fees	\$ 345,000.00	\$ 325,000.00	\$ 261,030.26	\$ 350,000.00
Homestead Exemption Tax	\$ 44,000.00	\$ 62,000.00	\$ 44,606.20	\$ 48,000.00
Hospitality Tax Reimbursement	\$ 10,000.00	\$ 12,000.00	\$ 12,000.00	\$ 115,000.00
Local Government Fund	\$ 74,115.08	\$ 76,000.00	\$ 79,399.60	\$ 83,369.58
Mechant Inventory Tax		\$ 10,500.00	\$ 7,218.16	\$ 12,500.00
Local Option Sales Tax	\$ 610,464.00	\$ 666,000.00	\$ 723,098.29	\$ 712,620.00
MFG PVE Reimbursement		\$ -	\$ 244.06	\$ 200.00
Planning /Permit/Code Fees		\$ 3,000.00	\$ 1,100.00	\$ 3,000.00
Pickens County Road Maint Fee		\$ 8,000.00	\$ 25.81	\$ -
Police Fines / Forfeits	\$ 78,000.00	\$ 50,000.00	\$ 56,748.27	\$ 80,000.00
Property Taxes	\$ 400,000.00	\$ 405,000.00	\$ 477,775.02	\$ 541,208.37
Rec Dept Fees	\$ 71,700.00	\$ 90,200.00	\$ 89,283.03	\$ 102,000.00
City Rentals		\$ 275.00	\$ 3,520.00	\$ 2,400.00
Sanitation Inside Fees	\$ 304,500.00	\$ 330,000.00	\$ 249,541.25	\$ 330,000.00
Sanitation Outside Fees			\$ 24,719.00	\$ 26,400.00
School Resource Reimbursement	\$ 224,000.00	\$ 224,000.00	\$ 224,000.00	\$ 280,000.00
SCMIT Refund(Wcomp)		\$ 32,000.00	\$ 24,281.32	\$ 26,000.00
All other	\$ 87,907.32	\$ 76,400.00	\$ 43,749.75	\$ 132,000.00
Utility Fund Transfer	\$ 175,000.00	\$ 175,000.00	\$ 175,000.00	\$ 275,000.00

A Other Fund Source-ARPA-CP

ARPA transfer Admin				\$ 25,000.00
ARPA transfer Fire				\$ -
ARPA transfer Police				\$ 305,000.00
ARPA transfer PW				\$ 70,000.00
ARPA transfer Parks & Rec				\$ 70,000.00

Total General Fund	\$ 3,311,686.40	\$ 3,491,075.00	\$ 3,060,398.43	\$ 4,538,929.25
---------------------------	------------------------	------------------------	------------------------	------------------------

Hospitality Tax	\$ 515,000.00	\$ 550,000.00	\$ 506,344.24	\$ 590,000.00
------------------------	----------------------	----------------------	----------------------	----------------------

Water Revenue	\$ 2,535,463.73	\$ 2,560,000.00	\$ 1,903,319.20	\$ 2,585,600.00
Sewer Revenue	\$ 735,218.62	\$ 730,000.00	\$ 678,574.80	\$ 737,300.00
Capital Improvements Fee	\$ 250,000.00	\$ 250,000.00	\$ 251,367.20	\$ 239,912.00
Stormwater Fees (combined)	\$ 112,000.00	\$ 100,000.00	\$ 165,292.76	\$ 180,000.00
Water Taps	\$ 50,475.00	\$ 50,000.00	\$ 50,300.00	\$ 66,000.00
Connection Fees	\$ 17,000.00	\$ 18,000.00	\$ 13,143.00	\$ 21,000.00
2021 Bond Draw-PO				\$ 78,669.65
Sewer Taps	\$ 3,600.00	\$ 4,400.00	\$ -	\$ 9,000.00
All Other	\$ 48,585.00	\$ 55,500.00	\$ 40,688.69	\$ 70,167.66

Total Utility Fund	\$ 3,752,342.35	\$ 3,767,900.00	\$ 3,102,685.65	\$ 3,987,649.31
---------------------------	------------------------	------------------------	------------------------	------------------------

**City of Pickens
Expenditures by Department
FY 23-24 Budget**

Fund	Department	FY 22 Budget	FY 23 Budget	FY 24 Budget	Increase / (Decrease)	
GF	Administration	\$ 401,178.36	\$ 447,543.02	\$ 465,920.49	\$ 18,377.47	
	Court	\$ 70,658.86	\$ 80,404.11	\$ 121,981.49	\$ 41,577.38	
	Fire	\$ 396,433.90	\$ 406,246.68	\$ 593,596.05	\$ 187,349.37	
	Police	\$ 1,210,885.73	\$ 1,413,393.99	\$ 1,794,217.63	\$ 380,823.64	
	Police Special Funds		\$ 5,000.00	\$ 6,000.00	\$ 1,000.00	
	Public Works	\$ 474,881.35	\$ 512,343.73	\$ 942,354.12	\$ 430,010.39	
	Grounds	\$ 237,423.19	\$ 215,416.20	\$ -	\$ -	
	Recreation	\$ 277,203.59	\$ 326,023.86	\$ 614,859.49	\$ 288,835.63	
	GO Bond Debt Service	\$ 236,980.39	\$ 242,341.97	\$ -	\$ -	
	Total General Fund		\$ 3,305,645.37	\$ 3,648,713.56	\$ 4,538,929.25	\$ 1,347,973.88
	HF	Hospitality	\$ 176,283.69	\$ 200,429.08	\$ 201,723.60	\$ 1,294.52
HF Debt Service		\$ 292,676.43	\$ 289,443.09	\$ 273,276.40	\$ (16,166.69)	
Total Hospitality Fund		\$ 468,960.12	\$ 489,872.17	\$ 590,000.00	\$ 14,872.17	
UF	Utility	\$ 1,601,214.02	\$ 1,646,983.39	\$ 1,844,390.33	\$ 197,406.94	
	Water Treatment Plant	\$ 673,418.58	\$ 676,839.30	\$ 720,157.02	\$ 43,317.72	
	Waste Water Treatment P	\$ 415,170.96	\$ 388,855.55	\$ 413,742.31	\$ 24,886.76	
	Stormwater	\$ 19,000.00	\$ 7,000.00	\$ -	\$ -	
	W&S Bond Debt Service	\$ 874,816.00	\$ 845,290.00	\$ 887,819.15	\$ 42,529.15	
	Total Utility Fund	\$ 3,583,619.56	\$ 3,564,968.24	\$ 3,866,108.81	\$ 30,814.57	
Total All Funds		\$ 7,358,225.05	\$ 7,703,553.97	\$ 8,995,038.06	\$ 1,393,660.62	

\$ (102,176.53) Proposed Stormwater

Expenditures by Department

2023-24 Budget

Dept	Account	22-23 Budget	Actual 06/07/2023	Remaining Balance	23-24 Budget
Admin	10-4150-5000 Adm. Salaries	155,552.23	97,981.81	72,163.37	150,357.74
Admin	10-4150-5005 City Council Salary (1/2)	24,000.00	18,197.92	8,225.18	24,000.00
Admin	10-4150-5015 Employer FICA	13,735.75	9,968.90	4,930.41	15,391.37
Admin	10-4150-5020 Employer Retirement	27,314.97	17,358.32	13,026.15	13,736.19
Admin	10-4150-5025 Scmit (Workers Comp)	4,224.00	4,224.00	1,488.12	4,224.00
Admin	10-4150-5026 Scmirf (Liability & Property)	5,875.38	5,875.38	0.00	5,875.00
Admin	10-4150-5035 Health/ Life Insurance	14,282.17	9,781.81	8,693.42	13,736.19
Admin	10-4150-5070 Appreciation/Bonus	5,000.00	8,123.86	-3,123.86	2,500.00
Admin	10-4150-6002 Technology	46,958.52	44,858.63	11,566.22	40,000.00
Admin	10-4150-6004 Harris Software Support	13,900.00	13,900.00	0.00	14,000.00
Admin	10-4150-6005 Office Supplies	8,500.00	8,754.80	289.40	10,500.00
Admin	10-4150-6010 Planning /Development	18,000.00	26,254.44	2,900.22	30,000.00
Admin	10-4150-6015 Building Repairs/Maintenance	5,000.00	26,053.41	-18,460.67	12,000.00
Admin	10-4150-6025 Training and Development/Dues	8,500.00	2,538.04	6,182.96	8,000.00
Admin	10-4150-6030 City Council Dues/Engagements	10,000.00	4,661.01	6,759.94	8,900.00
Admin	10-4150-6035 Sponsorships/Donations	5,000.00		5,000.00	10,000.00
Admin	10-4150-6050 Office Utilities	10,600.00	14,054.42	-1,727.00	13,000.00
Admin	10-4150-6065 Election	2,500.00	0	2,500.00	2,000.00
Admin	10-4150-6070 Media Advertising	2,500.00	3,371.49	-146.99	3,000.00
Admin	10-4150-6075 Professional Fees	25,000.00	23,486.74	5,496.69	25,000.00
Admin	10-4150-6076 Accounting / Auditing	18,000.00	7,190.64	11,947.86	22,000.00
Admin	10-4150-6077 Ordinance Codification	6,000.00	287.5	6,000.00	3,500.00
Admin	10-4150-6080 Cleaning Supplies	600.00	247.08	600.00	1,200.00
Admin	10-4150-6081 Business License	12,000.00	5,898.30	6,551.10	6,000.00
Admin	10-4150-6095 Miscellaneous	0.00	2,242.81	-9,127.52	1,000.00
Admin	10-4150-6180 Pre-Employment Testing	500.00	251.84	300.16	300.00
Admin	10-4150-8057 Road Maintenance Fees		25.81		
Admin	10-4150-8060 New Website/Logo (ARPA)				15,000.00
Admin	10-4150-8070 Design/ Improvements(ARPA)				10,000.00
Admin	10-4150-6195 Wellness Program				700.00
Admin	Administrative Budget Totals	443,543.02	355,588.96	142,035.16	465,920.49
Court	10-4650-5000 Municipal Court Salaries	42,223.88	35,113.30	12,132.16	46,109.82
Court	10-4650-5006 Part Time Judge Salary	5,000.00	1,037.37	3,962.63	20,000.00
Court	10-4650-5010 Overtime	5,000.00	2,254.80	2,977.45	2,500.00
Court	10-4650-5015 Employer FICA	3,612.63	2,599.28	1,372.25	5,780.73
Court	10-4650-5020 Employer Retirement	8,292.51	6,136.21	2,901.23	13,383.59
Court	10-4650-5025 Scmit (Workers Comp)	768.00	1,175.26	-407.26	1,175.26
Court	10-4650-5026 Scmirf (Liability & Property)	0.00			0.00
Court	10-4650-5035 Health/ Life Insurance	13,507.09	6,128.51	11,217.37	13,507.09
Court	10-4650-5070 Appreciation/ Bonus				350.00
Court	10-4650-6185 Office supplies	3,500.00	3,761.28	-261.28	4,000.00
Court	10-4650-6002 Technology				500.00
Court	10-4650-6025 Training / Dev, Travel		4,004.64		2,000.00
Court	10-4650-6342 Jury Trial Expense				5,000.00
Court	10-4650-6340 Public Defender	3,500.00	6,292.13	3,500.00	6,500.00
Court	10-4650-6095 Misc expense				1,000.00
Court	10-4650-6195 Wellness Program				175.00

Fire	10-4220-5015	Employer FICA	16,654.25	13,338.88	5,145.85	23,000.00
Fire	10-4220-5020	Employer Retirement	44,063.02	36,210.72	12,830.06	58,000.00
Fire	10-4220-5025	Scmit (Workers Comp)	4,224.00	2,893.64	1,330.36	3,000.00
Fire	10-4220-5026	Scmirf (Liability & Property)	3,785.67	3,785.67	0.00	4,000.00
Fire	10-4220-5035	Health / Life Insurance	10,892.09	4,788.76	8,349.36	17,000.00
Fire	10-4220-5050	Volunteer Fire	31,930.00	31,932.84	-2.84	35,000.00
Fire	10-4220-6002	Technology (Inno/Alastar)				9,000.00
Fire	10-4220-6005	Office Supplies	4,000.00	3,226.16	1,579.52	5,000.00
Fire	10-4220-6015	Building Repairs & Maint	0.00	185.90	-185.90	1,000.00
Fire	10-4220-6016	Equipment Maintenance	11,200.00	9,186.19	2,085.47	10,000.00
Fire	10-4220-6025	Membership Dues	4,000.00	3,899.39	100.61	4,500.00
Fire	10-4220-5070	Appreciation/Bonus				2,300.00
Fire	10-4220-6099	Miscellaneous	0.00			1,000.00
Fire	10-4220-6130	Vehicle/Truck maintenance	23,675.00	21,896.38	2,868.98	20,000.00
Fire	10-4220-6135	Fuel	7,500.00	9,105.00	163.07	10,000.00
Fire	10-4220-6140	Radio Maintenance	5,000.00	4,984.74	44.55	7,000.00
Fire	10-4220-6141	Air Pack Main & Service	6,000.00	1,679.07	5,417.97	6,000.00
Fire	10-4220-6155	Firemen Uniforms	5,500.00	3,070.86	2,429.14	6,000.00
Fire	10-4220-6157	Turn Out Gear	30,000.00	3,047.04	26,952.96	36,000.00
Fire	10-4220-6158	Fire Prevention	2,800.00	1,466.31	1,333.69	3,000.00
Fire	10-4220-6180	Pre Employment Testing	50.00	126.00	-76.00	500.00
Fire	10-4220-6185	Training	5,000.00	4,314.83	2,782.84	5,500.00
Fire	10-4220-6205	Health Physicals	4,200.00	3,037.00	1,163.00	5,000.00
Fire	10-4220-6195	Wellness Program				1,500.00
Fire	Fire Department Totals		413,246.68	343,034.48	111,179.19	593,596.05

Police	10-4210-5000	Police Salary	688,602.98	501,965.55	186,637.43	861,197.98
Police	10-4210-5006	Police Part Time Salaries	77,505.07	30,372.95	47,132.12	58,060.00
Police	10-4210-5010	Police Overtime	26,785.67	164,273.49	-137,487.82	30,296.70
Police	10-4210-5015	Employer FICA	58,607.27	50,756.95	7,850.32	68,453.71
Police	10-4210-5070	Appreciation/Bonus				2,500.00
Police	10-4210-5020	Employer Retirement	159,011.90	124,564.07	34,447.83	194,311.78
Police	10-4210-5025	Scmit (Workers Comp)	12,288.00	5,758.94	6,529.06	12,288.00
Police	10-4210-5026	Scmirf (Liability & Property)	1,765.06	1,765.06	0.00	1,765.06
Police	10-4210-5035	Health / Life Insurance	91,803.04	22,229.47	69,573.57	78,344.40
Police	10-4210-6005	Office Supplies	11,000.00	17,275.10	-6,275.10	10,000.00
Police	10-4210-6010	Evidence Room Supplies	3,000.00		3,000.00	3,000.00
Police	10-4210-6015	Building Repairs & Maint				1,000.00
Police	10-4210-6095	Miscellaneous	2,000.00	6,269.71	-4,269.71	2,500.00
Police	10-4210-6115	K-9	500.00	298.77	201.23	2,000.00
Police	10-4210-6120	Training & Professional Developr	7,000.00	2,886.85	4,113.15	11,500.00
Police	10-4210-6125	Technology VC3	62,500.00	38,903.61	23,596.39	3,000.00
Police	10-4210-6127	Dispatch Central Sq (ARPA)				63,000.00
Police	10-4210-6130	Vehicle Maintenance (12k ARPA)	56,725.00	43,617.06	13,107.94	40,000.00
Police	10-4210-6135	Fuel	45,000.00	38,278.19	6,721.81	40,000.00
Police	10-4210-6140	Radio Maint Tango/Casper	6,000.00	9,990.48	-3,990.48	5,500.00
Police	10-4210-6145	Dispatch-Liberty	47,800.00	42,232.05	5,567.95	48,000.00
Police	10-4210-6150	Community Outreach	2,500.00	2,731.30	-231.30	2,500.00
Police	10-4210-6155	Uniforms	4,000.00	11,496.61	-7,496.61	5,000.00
Police	10-4210-6056	Lexipol Police One Training				1,500.00
Police	10-4210-6058	Firearms Training/Ammo	2,500.00	1,077.88	1,422.12	3,500.00
Police	10-4210-6160	Jail fees	9,000.00	8,716.98	283.02	9,000.00

Drug Fl 12-4210-6005	Misc Expense-Police Drug Fund	2,500.00	2,500.00	0.00	3,000.00
Drug Fl 12-4210-6015	Misc Expense-Drug Informant Fu	2,500.00	2,500.00	0.00	3,000.00
PSDF	PSDF Totals	5,000.00	5,000.00	0.00	6,000.00

Public \ 10-4310-5000	Street/Sanitation Salaries	220,396.67	183,931.41	68,948.00	325,000.00
Public \ 10-4310-5006	Part Time Streets Salaries	0.00	7,298.31	-7,298.31	33,000.00
Public \ 10-4310-5010	Street/Sanitation Overtime	4,077.43	9,825.48	-2,678.72	12,000.00
Public \ 10-4310-5015	Employer FICA	16,860.35	15,364.54	3,974.04	34,013.60
Public \ 10-4310-5020	Employer Retirement	39,417.65	36,792.39	7,886.87	83,473.52
Public \ 10-4310-5025	Scmit (Workers Comp)	3,072.00	3,071.90	0.10	4,000.00
Public \ 10-4310-5026	Scmirf (Liability & Property)	6,186.62	6,186.62	0.00	7,000.00
Public \ 10-4310-5035	Health / Life Insurance	38,833.01	20,469.25	28,370.89	87,767.00
Public \ 10-4310-5070	Appreciation/Bonus	0.00			2,000.00
Public \ 10-4310-6050	Street Electricity	60,000.00	71,674.77	1,246.15	74,000.00
Public \ 10-4310-6130	Truck maintenance	30,000.00	45,512.54	8,389.46	35,000.00
Public \ 10-4310-6131	Equipment maintenance	1,000.00	9,511.06	-7,335.89	10,000.00
Public \ 10-4310-6135	Streets Fuel	25,000.00	43,176.07	-7,631.39	35,000.00
Public \ 10-4310-6140	Shop Electricity	1,500.00	2,174.30	-655.17	3,000.00
Public \ 10-4310-6155	Str/San Uniforms	4,500.00	5,890.28	-994.10	7,000.00
Public \ 10-4310-6180	Pre Employment Testing	500.00	820.00	-294.00	1,000.00
Public \ 10-4310-6215	Street Maintenance	6,000.00	10,552.48	-5,190.67	8,000.00
Public \ 10-4310-6216	Dumpsters/Rollcarts	6,000.00	2,948.92	5,854.48	8,000.00
Public \ 10-4310-6220	Safety Equipment	2,000.00	0.00	1,094.09	3,500.00
Public \ 10-4310-6225	County Landfill Tipping Fee	45,000.00	52,139.45	-2,927.78	50,000.00
Public \ 10-4310-6230	New Equipment (ARPA)	0.00			40,000.00
Public \ 10-4310-6245	Signs	1,500.00	171.20	1,328.80	5,000.00
Public \ 10-4310-6255	Office Supplies	500.00	-5954.42	500.00	1,000.00
Public \ 10-4520-6002	Technology	0.00			600.00
Public \ 10-4520-6025	Dues/Schools/Meetings	500.00		500.00	1,000.00
Public \ 10-4520-6050	Shop Electricity	5,000.00	2,174.30	-1,371.67	6,500.00
Public \ 10-4520-6235	Chemicals And Fertilizer	7,000.00	1,778.00	5,292.23	8,000.00
Public \ 10-4520-6300	Landscaping	6,000.00	2,373.41	5,340.00	6,000.00
Public \ 10-4520-6310	Irrigation Supplies	500.00	282.96	265.18	1,500.00
Public \ 10-4520-6015	Building Maint (ARPA)	7,500.00	0.00	-219.84	30,000.00
Public \ 10-4520-6321	Grounds Maint	10,000.00	7,891.49	892.43	10,000.00
Public \ 10-4520-6325	Janitorial Supplies	4,000.00	6,571.55	-941.34	4,000.00
Public \ 10-4520-6326	Trail Maintenance	0.00	7,591.96	-4,459.53	5,000.00
Public \ 10-4520-6195	Wellness Program				1,000.00
Public Works Department Totals (Streets & Grounds Combir		727,759.93	550,220.22	97,884.31	942,354.12

Rec	10-4510-5000	Salaries Recreation	107,584.32	67,538.68	57,125.25	143,553.60
Rec	10-4510-5006	Part Time Salaries	5,784.48	16,704.10	-6,199.22	46,738.32
Rec	10-4510-5010	Overtime	1,150.41	9,936.42	-8,234.53	10,000.00
Rec	10-4510-5015	Employer FICA	8,672.71	6,145.99	3,831.63	13,118.19
Rec	10-4510-5020	Employer Retirement	20,109.57	12,867.35	9,874.82	31,381.18
Rec	10-4510-5025	Scmit (Workers Comp)	1,536.00	1,536.00	0.00	1,536.00
Rec	10-4510-5026	Scmirf (Liability & Property)	17,432.98	17,432.98	0.00	17,432.98
Rec	10-4510-5035	Health / Life Insurance	19,253.39	4,139.29	18,066.43	14,049.20
Rec	10-4510-5070	Appreciation/Bonus				1,500.00
Rec	10-4510-6002	Technology	0.00	0.00	0.00	0.00

Rec	10-4510-6017	Playground Maintenance				6,000.00
Rec	10-4510-6018	Vehicle Maintenance				7,000.00
Rec	10-4510-6019	Grounds / Fields				40,000.00
Rec	10-4510-6050	Electricity / Heating	50,000.00	55,813.16	-5,813.16	59,000.00
Rec	10-4510-6135	Fuel Vehicles & Equipment	2,000.00	2,077.22	-77.22	8,000.00
Rec	10-4510-6145	Field Lighting (ARPA)				40,000.00
Rec	10-4510-6155	Employee Uniforms	1,000.00	934.56	65.44	2,000.00
Rec	10-4510-6180	Employee Background Checks	0.00	100.00	-100.00	750.00
Rec	10-4510-6265	Basketball	15,000.00	33,904.05	-18,904.05	20,000.00
Rec	10-4510-6270	Volleyball	7,000.00	8,709.51	-1,709.51	20,000.00
Rec	10-4510-6275	Baseball	10,000.00	678.04	9,321.96	15,000.00
Rec	10-4510-6279	Cheering	2,500.00	6,837.61	-4,337.61	5,000.00
Rec	10-4510-6280	Football	10,000.00	15,641.72	-5,641.72	25,000.00
Rec	10-4510-6281	Summer Camp	6,000.00	750.00	5,250.00	9,000.00
Rec	10-4510-6290	Soccer	5,000.00	5,596.98	-596.98	15,000.00
Rec	10-4510-6295	Events				4,000.00
Rec	10-4510-6298	Concessions				2,500.00
Rec	10-4510-6195	Wellness Program				300.00
Rec		Recreation Department Totals	308,023.86	316,531.73	44,533.30	614,859.49

GF Totals

\$ 4,538,929.25

Hospita	15-4150-5000	Salaries	18,375.20	19,516.84	-1,141.54	39,866.67
Hospita	15-4150-5010	Overtime	328.31	3,386.26	-3,057.95	787.50
Hospita	15-4150-5015	Employer FICA	1,405.70	1,282.22	123.48	3,799.57
Hospita	15-4150-5020	Employee Retirement	3,284.34	3,024.83	259.51	7,138.87
Hospita	15-4150-5035	Health / Life Insurance	3,810.53	3,810.53		4,975.20
Hospita	15-4150-6004	Harris Software Support	725.00	725.00	0.00	1,000.00
Hospita	15-4150-6051	Main St Wifi Connection	0.00	0.00	2,500.00	2,500.00
Hospita	15-4150-6052	Maintenance	20,000.00	7,319.41	12,680.59	6,155.79
Hospita	15-4150-6305	Landscaping	500.00		500.00	5,000.00
Hospita	15-4150-6324	Portable Toilets	8,000.00	5,629.63	2,370.37	10,000.00
Hospita	15-4150-6325	Janitorial Supplies	2,500.00		2,500.00	3,000.00
Hospita	15-4150-6990	Marketing Management Fees	31,000.00	22,172.79	8,827.21	28,000.00
Hospita	15-4150-6970	Community Festivals	5,000.00	6,700.00	-1,700.00	20,000.00
Hospita	15-4150-6971	July 4th Festival	15,000.00	7,000.00	8,000.00	10,000.00
Hospita	15-4150-6972	Christmas Decorations	31,000.00	31,251.28	-251.28	24,000.00
Hospita	15-4150-6973	Decorations				12,000.00
Hospita	15-4150-69xx	Amphitheater Patio	30,000.00		30,000.00	0.00
Hospita	15-4150-6980	Chamber Planned Events	8,000.00	14,491.00	-6,491.00	21,000.00
Hospita	15-4150-6986	Ascend/PRA	2,500.00	2,500.00	0.00	2,500.00
Hospita	15-4150-6987	Transfer To GF For Oh Expense	10,000.00	10,000.00	0.00	115,000.00
Hospita	15-4520-6900	Grounds Hosp Expense	0.00	0.00	0.00	0.00
HF Deb	15-5000-8500	Hosp Bond 2012 Principal	141,631.55	141,631.55	0.00	150,724.09
HF Deb	15-5000-8501	Hosp Bond 2012 Interest	23,837.46	23,837.46	0.00	14,744.92
HF Deb	15-5000-8502	Hosp Bond 2015 Principal	85,492.14	85,492.14	0.00	88,031.26
HF Deb	15-5000-8503	Hosp Bond 2015 Interest	13,472.43	13,472.43	0.00	10,933.32
HF Deb	15-5000-8504	Public Parking 2017 Principal	16,166.70	16,166.70	0.00	0.00
HF Deb	15-5000-8506	Conserfund Loan - Principal	7,967.61	7,733.85	233.76	7,733.85
HF Deb	15-5000-8507	Conserfund Loan - Interest	875.20	1,108.96	-233.76	1,108.96
HF		Hospitality Department Totals	480,872.17	289,443.09	55,119.39	590,000.00

Utility	60-4300-5015	Employer FICA	38,746.37	12,259.16	26,487.21	21,922.87
Utility	60-4300-5020	Employer Retirement	90,484.20	27,883.24	62,600.96	56,870.92
Utility	60-4300-5025	Scmit (Workers Comp)	6,528.00	2,992.21	3,535.79	6,528.00
Utility	60-4300-5026	Scmirf (Liability & Property)	13,629.69	13,629.69	0.00	13,629.69
Utility	60-4300-5035	Health/Life Insurance	68,624.33	115.81	68,508.52	42,163.68
Utility	60-4300-5070	Appreciation/Bonus	2,500.00	200.00	2,300.00	
Utility	60-4300-6001	Rural Water Authority Dues	30,000.00	25,000.00	5,000.00	
Utility	60-4300-6002	Technology	46,958.52	47,861.10	-902.58	
Utility	60-4300-6004	Harris Software Support	21,000.00	23,488.57	-2,488.57	
Utility	60-4300-6005	Office Supplies / Maint	4,000.00	4,009.64	-9.64	
Utility	60-4300-6010	Planning	18,000.00	806.00	17,194.00	
Utility	60-4300-6011	Billing Printing & Mailing	32,000.00	24,814.28	7,185.72	
Utility	60-4300-6012	Postage Machine	3,600.00	2,712.32	887.68	
Utility	60-4300-6015	Fleet Maintenance	12,000.00	2,091.54	9,908.46	
Utility	60-4300-6016	Building Repairs/ Maintenance	10,000.00	3,164.68	6,835.32	
Utility	60-4300-6017	New/Equipment Rentals	0.00			92,000.00
Utility	60-4300-6025	Dues, Schools/ Meetings	3,500.00		3,500.00	
Utility	60-4300-6030	Mayor & Council	10,000.00	300.00	9,700.00	
Utility	60-4300-6050	Power	40,000.00	29,770.84	10,229.16	
Utility	60-4300-6055	Telephone	0.00	147.97	-147.97	
Utility	60-4300-6071	Training/Professional Developme	2,000.00		2,000.00	
Utility	60-4300-6075	Professional Fees	10,000.00	136.24	9,863.76	
Utility	60-4300-6076	Accounting & Auditing	18,000.00	1,229.49	16,770.51	
Utility	60-4300-6135	Fleet Fuel	15,000.00	2,599.49	12,400.51	
Utility	60-4300-6155	O & M Uniforms	6,500.00		6,500.00	
Utility	60-4300-6180	Pre-Employment Testing	500.00	50.00	450.00	
Utility	60-4300-6220	Safety	6,000.00			
Utility	60-4300-6390	Shop - Electricity & Gas	1,600.00	2,137.12	-537.12	
Utility	60-4300-6410	Bank Fees	15,000.00	2,724.14	12,275.86	
Utility	60-4300-6415	Water/Sewer Chemicals	5,000.00		5,000.00	
Utility	60-4300-6419	Grass And Seeding	1,000.00		1,000.00	
Utility	60-4300-6420	Asphalt Patching	15,000.00	1,500.00	13,500.00	
Utility	60-4300-6421	Pump Station Maintenance	18,000.00		18,000.00	
Utility	60-4300-6422	Lift Station Maintenance	3,600.00	1,052.09	2,547.91	
Utility	60-4300-6430	O & M Equipment/ Supplies	30,000.00	3,721.23	26,278.77	
Utility	60-4300-6431	Water Meters/box	0.00	6,789.15	-6,789.15	
Utility	60-4300-6432	Pipes and Parts	80,000.00	67,313.73	12,686.27	
Utility	60-4300-6433	Misc Expense	1,500.00	31,515.40	-33,015.40	
Utility	60-4300-6434	Water Line Contingency	10,000.00	4,900.00	5,100.00	
Utility	60-4300-6470	Engineering	300.00	4,900.00	-4,600.00	
Utility	60-4300-6475	Sewer Line Contingency	12,500.00	9,613.14	2,886.86	
Utility	60-4300-6500	Utility Locate Services	5,000.00		5,000.00	
Utility	60-4300-6520	Water Tanks	0.00		0.00	
Utility	60-4300-8000	Capital Improvements	250,000.00		250,000.00	
Utility	60-4300-9040	Utility Transfer	175,000.00	175,000.00	0.00	275,000.00
Utility	Utility Total		1,646,983.39	702,355.52	309,334.00	1,844,390.33

WWTP	60-4320-5000	Waste Water Salaries	0.00			
WWTP	60-4320-5006	Part Time Salaries	0.00			
WWTP	60-4320-5010	Wastewater Overtime	0.00			
WWTP	60-4320-5015	Employer FICA	0.00			
WWTP	60-4320-5020	Employer Retirement	0.00			
WWTP	60-4320-5025	Scmit (Workers Comp)	0.00			

WWTP 60-4320-6015	Truck Repairs	0.00	6,500.00	
WWTP 60-4320-6025	Dues, Schools, Meetings	0.00		
WWTP 60-4320-6050	Power - Waste Water	0.00	5,231.46	
WWTP 60-4320-6135	Truck Exp/Gasoline	0.00	89.86	
WWTP 60-4320-6155	Uniforms - Waste Water	0.00		
WWTP 60-4320-6220	Safety Wastewater	0.00		
WWTP 60-4320-6235	Chemicals/Waste Water	0.00		
WWTP 60-4320-6435	Dhec Annual Billing	0.00		
WWTP 60-4320-6440	Sludge Disposal	0.00	34,895.61	
WWTP 60-4320-6445	Six Mile Water	0.00	144.98	
WWTP 60-4320-6450	Waste Water Maintenance	0.00	40,972.72	
WWTP 60-4320-6455	Lab Supplies / Testing	0.00		
WWTP WWTP Total		388,855.55	1,325,525.11	413,742.31

WTP 60-4330-5000	Water Plant Salaries	197,472.17	197,472.17	
WTP 60-4330-5006	Part Time Wtr Plant Salaries	16,702.30	16,702.30	
WTP 60-4330-5010	Water Plant Overtime	1,514.00	1,514.00	
WTP 60-4330-5015	Employer FICA	16,384.35	16,384.35	
WTP 60-4330-5020	Employer Retirement	37,874.90	37,874.90	
WTP 60-4330-5025	Scmit (Workers Comp)	3,456.00	1,793.04	
WTP 60-4330-5026	Scmirf (Liability & Property)	47,947.47	14,982.03	47,947.47
WTP 60-4330-5035	Health / Life Insurance	27,138.07	27,138.07	
WTP 60-4330-6002	Sftware/Comp/Email Per User Su	1,600.00	1,600.00	
WTP 60-4330-6015	Maint /Equip	1,500.00	1,500.00	
WTP 60-4330-6025	Schools, Dues, Meetings	1,200.00	1,200.00	
WTP 60-4330-6050	Power Water Plant	103,000.00	103,000.00	
WTP 60-4330-6055	Telephone Wtr Plant	550.00	550.00	
WTP 60-4330-6135	Gas Expense Water Plant	2,000.00	2,641.85	
WTP 60-4330-6136	Truck Exp. Gasoline	0.00		
WTP 60-4330-6155	Uniforms/Water Plant	1,200.00	1,200.00	
WTP 60-4330-6180	Pre Employment Testing	300.00	300.00	
WTP 60-4330-6220	Safety	2,000.00	2,000.00	
WTP 60-4330-6235	Chemicals/Water Plant	80,000.00	47,562.64	
WTP 60-4330-6385	SCDHEC Permit Fees	25,000.00	25,030.00	
WTP 60-4330-6395	Greenville Water	14,000.00	3,046.32	
WTP 60-4330-6430	Supplies	4,000.00	809.15	
WTP 60-4330-6440	Sludge Disposal/Wtr Plant	1,000.00	1,000.00	
WTP 60-4330-6455	Lab Test / Supplies	25,000.00	25,000.00	
WTP 60-4330-6470	Engineering	1,000.00	1,000.00	
WTP 60-4330-6475	Water Plant Maintenance	30,000.00	39,788.43	
WTP 60-4330-6477	Water Tank Maintenance	5,000.04	5,000.04	
WTP 60-4330-6480	City Lake	0.00		
WTP 60-4330-6481	Water Equip & Fixture	30,000.00	35,553.32	
WTP 60-4330-6515	Misc	0.00	3,296.53	
WTP Waterplant Total		676,839.30	614,939.14	720,157.02

Bond 10-5000-8500	PW 2020 Prince & Int	238,450.00		78,669.65
W&S Bt 60-4800-8576	2021A W&S Bond Pay	404,436.00	306,034.15	405,012.70
W&S Bt 60-4800-8577	2021B W&S Bond Pay	440,854.00	339,130.60	404,136.80
Other Utility Expense Total		\$ 852,900.00	\$ 645,164.75	\$ 887,819.15

ty All Utility Totals		\$ 2,888,738.94	\$ 3,287,984.52	\$ 3,866,108.81
------------------------------	--	------------------------	------------------------	------------------------

Victim: Victim Advocate Totals	13,729.99	6,601.36	7,128.63	16,000.00
---------------------------------------	------------------	-----------------	-----------------	------------------

Total Expenses				\$ 9,011,038.06
-----------------------	--	--	--	------------------------

Utility Only Fund Balance				\$ 121,540.50
----------------------------------	--	--	--	----------------------

**City of Pickens
Employee Costs by Fund
FY 23/24 Budget**

Fund	Total EE Costs	% of Total Fund Expenditures
GF	\$ 2,849,557.95	63%
HF	\$ 56,567.81	10%
UF	\$ 456,931.56	12%
Total	\$ 3,363,057.32	37%

EE costs includes salary, FICA/Medicare, retirement, and health insurance.

**City of Pickens
Staffing Summary
FY 23/24 Budget**

	Full Time	Part Time	Increase
Administration:			
City Council		7	
Staff	3	2	1PT
Total Admin	3	9	
Court			
Judge/Clerk	1	1	
Judge		1	*
Total Court	1	2	
Fire Department:			
Fire	5	18	1 FT, 5PT
Total FD	5	18	
Police Department:			
Police	13	2	
SRO	5		1FTE
Admin		2	*
Total PD	18	4	
Public Works:			
Streets/Sanit/Grounds	12	2	
Storm/spec proj	2	1	
Total PW	14	3	
Recreation:			
Year around	3	2	1 PT
Seasonal		3	2 PT
Total Rec	3	5	
Victims Fund			
Advocacy		1	
Total City Team	44	47	91

* Denotes possible updates

Other members and team partners

Volunteers and Reservist

Recreation

Contract services

BOND DEBT SERVICE

HOSP 2012 BOND	ANNUAL PAYMENT \$165,469.01	PAYOFF DATE 8/1/2026
HOSP 2015 BOND	ANNUAL PAYMENT \$98,964.58	PAYOFF DATE 8/1/2026
2020 GO BOND	REMAINING PAYMENT \$78,669.65	PAYOFF DATE 4/1/2024
2021A WS BOND	NEXT PAYMENT \$381,506.35	PAYOFF DATE 6/1/2030
2021B WS BOND	NEXT PAYMENT \$298,068.40	PAYOFF DATE 12/1/2034

ORDINANCE 2023-07

AN ORDINANCE TO RAISE REVENUE AND ADOPT A BUDGET FOR THE CITY OF PICKENS, SOUTH CAROLINA, FOR THE FISCAL YEAR BEGINNING JULY 1, 2023 AND ENDING JUNE 30, 2024

WHEREAS, Subsection 3 of Section 5-7-260 of the Code of Laws of South Carolina 1976, as amended, requires that a municipal council shall act by ordinance to levy taxes and adopt a budget pursuant to public notice.

NOW, THEREFORE, BE IT ORDAINED AND ORDERED by the Mayor and City Council of the City of Pickens, South Carolina, in Council duly assembled, that the following provisions are hereby adopted and enacted:

SECTION 1. A tax to cover the period from July 1, 2023 to June 30, 2024, both inclusive and in the manner hereinafter mentioned, is and shall be levied, collected and paid into the treasury of the City of Pickens, South Carolina, for the use and service thereof; i.e., a tax of \$86.30 on every thousand dollars (\$1,000.00) in assessed value of real estate and personal property of every description owned and used in the City of Pickens, South Carolina, except as is exempt from taxation under the Constitution and laws of the State of South Carolina, is and shall be levied and paid into the City treasury for the credit to the City of Pickens, South Carolina, for the corporate purposes, permanent improvements, current expenses and the payment of interest and retirement of outstanding bonds and debts of the City of Pickens, South Carolina, making a total levy of eighty-six and three tenths (86.3) mills for tax purposes. Such tax is levied on such property as is assessed by the Pickens County Tax Assessor for County and State purposes.

SECTION 2. The total revenues and expenditures, by fund, for the fiscal year beginning July 1, 2023 and ending June 30, 2024, are as follows:

Fund	Revenues	Expenditures	Net
General Fund	\$4,538,929.25	\$4,538,929.25	\$0.00
Utility Fund	\$3,752,342.35	\$3,987,649.31	\$121,540.50
Hospitality Fund	\$590,000.00	\$590,000.00	\$0.00
Victim's Advocate Fund	\$16,000.00	\$16,000.00	\$0.00
Special Police Fund	\$6,000.00	\$6,000.00	\$0.00
Total City Budget	\$9,132,578.56	\$9,011,038.06	\$121,540.50

The prepared budget and the estimated revenue for the payment of the same is hereby adopted and made a part hereof as if fully incorporated herein, and, a copy of the Fiscal Year 2023-2024 Budget for the City of Pickens, South Carolina, is attached hereto as Exhibit A.

SECTION 3. SCHEDULE OF FIRE FEES. The Fire Fees as established, approved and adopted by City Council for fiscal year 2023-2024, which include ZERO percent (0%) increase for fiscal year 2023-2024, are as follows:

2023-2024 Fire Rates

	Rate
Commercial 0-3,000 sq ft	\$ 125.00
Commercial 3,001-6,000 sq ft	\$ 237.50
Commercial 6,001-10,000 sq ft	\$ 400.00
Commercial 10,001-20,000 sq ft	\$ 537.50
Commercial 20,001-30,000 sq ft	\$ 675.00
Commercial 30,001 - 40,000 sq ft	\$ 812.50
Commercial 40,001 - 50,000 sq ft	\$ 950.00
Commercial 50,001 - 60,000 sq ft	\$ 1,087.50
Commercial 60,001 - 70,000 sq ft	\$ 1,225.00
Commercial 70,001 - 80,000 sq ft	\$ 1,362.50
Commercial 80,001 - 90,000 sq ft	\$ 1,500.00
Commercial 90,001 - 100,000 sq ft	\$ 1,637.50
Commercial 100,001 - 110,000 sq ft	\$ 1,775.00
Commercial 110,001 - 120,000 sq ft	\$ 1,912.50
Commercial 120,001 - 130,000 sq ft	\$ 2,050.00
Commercial 130,001 - 140,000 sq ft	\$ 2,187.50
Commercial 140,001 - 150,000 sq ft	\$ 2,325.00
Commercial 150,001 - 160,000 sq ft	\$ 2,462.50
Commercial 160,001 - 170,000 sq ft	\$ 2,600.00
Commercial 170,001 - 180,000 sq ft	\$ 2,737.50
Commercial 180,001 - 190,000 sq ft	\$ 2,875.00
Commercial 190,001 - 200,000 sq ft	\$ 3,012.50
Commercial 200,001 or greater	\$ 3,150.00
Residential	\$ 125.00
Mobile Home	\$ 125.00
Apartments (1-3 units), Townhomes, & Duplexes (1-3 units)	\$ 125.00
Apartments (> 3 units)	\$ 42.50/unit

SECTION 4. SCHEDULE OF RECREATION FEES. The Recreation Fees as established, approved and adopted by City Council for fiscal year 2023-2024, are as follows:

Schedule of Recreation Facility Fees

Single Gym Fees

Hours	Cost	Clean Up Fee	Total
2	\$80.00	\$50.00	\$130.00
3	\$120.00	\$50.00	\$170.00
4	\$160.00	\$50.00	\$210.00
5	\$190.00	\$50.00	\$240.00
6	\$220.00	\$50.00	\$270.00
7	\$250.00	\$50.00	\$300.00
8	\$280.00	\$50.00	\$330.00

Notes: 2 Hour Minimum; Maximum Daily Fee is \$330.00

Double Gym Fees (2 Gyms Rented Simultaneously)

Hours	Cost	Clean Up Fee	Total
2	\$120.00	\$75.00	\$195.00
3	\$180.00	\$75.00	\$255.00
4	\$240.00	\$75.00	\$315.00
5	\$300.00	\$75.00	\$375.00
6	\$350.00	\$75.00	\$425.00
7	\$400.00	\$75.00	\$475.00
8	\$450.00	\$75.00	\$525.00

Notes: 2 Hour Minimum; Maximum Daily Fee is \$525.00

Multi-Day Discount for Gym Fees

Days	Discount
2	10%
3	20%
4	30%
5 or More	40%

Notes: No Discount on Clean-Up Fee; Charged Only Once for Multi-days; User is Responsible for Daily Cleanup

Multi-Purpose Room Fees (Each Room)

\$15.00 Per Hour (or part of an hour) plus a \$15.00 Clean-Up Fee; Maximum Fee for Daily Rental is \$135.00

Kitchen Fees

\$20.00 Per Hour (or part of an hour) plus a \$20.00 Clean-Up Fee; Maximum Fee for Daily Rental is \$180.00

Field Fees

1 Field without Lights is \$10.00 Per Hour (or part of an hour)

"Game Ready" Preparation of Field is \$50.00.

Picnic Pavilion

\$10.00 Per Table/Per Hour

Schedule of Bruce Stadium Facility Fees

Stadium Fee

Hours	Cost	Clean Up Fee	Total
2	\$80.00	\$75.00	\$155.00
3	\$120.00	\$75.00	\$195.00
4	\$160.00	\$75.00	\$235.00
5	\$190.00	\$75.00	\$265.00
6	\$220.00	\$75.00	\$295.00
7	\$250.00	\$75.00	\$325.00
8	\$280.00	\$75.00	\$355.00

Notes: 2 Hour Minimum. Includes use of restrooms only. Please be aware the large field lights are not available. Clean up fee may be waived if inspected by City Staff and determined to be in clean condition.

Schedule of Pickens Amphitheater Facility Fees

Pickens Amphitheater Fee

Hours	Cost
2	\$40.00
3	\$60.00
4	\$80.00
5	\$90.00
6	\$110.00
7	\$125.00
8	\$140.00

Notes: 2 Hour Minimum. Clean up fee may be waived if inspected by City Staff and determined to be in clean condition.

Schedule of Recreation Fees

Youth Sports Fees

Sport	In City	Out of City
Football/Cheerleading	\$45.00	\$55.00
Fall Soccer	\$45.00	\$55.00
Basketball	\$45.00	\$55.00
Volleyball	\$45.00	\$55.00
Spring Soccer	\$45.00	\$55.00
Baseball/Softball	\$45.00	\$55.00
Volleyball Camp	\$45.00	\$55.00

Notes: (1) Additional \$5.00 for XL or Larger Jersey; (2) Head Coach Discount is \$20.00 & is Paid at the End of the Season

Summer Camps

Summer Camp	1 st Child	2 nd Child
Full Week	\$70.00	\$60.00
½ Week (2 Days)	\$40.00	\$40.00 (no discount)
Registration Fees	\$25.00* (one time fee for t-shirt & snacks)	

Notes: * \$10.00 Registration Late Fee (if paid after the due date)

Adult Coed Volleyball (21 or Older)

Adult Coed Volleyball	In City	Out of City
Per Couple	\$45.00	\$55.00
Per Person	\$22.50	\$27.50

Notes: (1) Additional \$5.00 for XL or Larger Jersey

SECTION 5. SCHEDULE OF PLANNING AND ZONING FEES. The fees for Planning and Zoning as established, approved and adopted for fiscal year 2023-2024, are as follows:

Schedule of Planning and Zoning Fees

Activity	Fee
Temporary Sign	\$5
Grand Opening Temporary Sign	\$0 for 60 days for grand openings
Permanent Sign/ Application to B.A.R.	\$25
Zoning Compliance Letter	\$10
Zoning Appeal	\$50
Variance	\$50
Home Occupation Application	\$50
Rezoning	\$50
Facade Improvement Application	\$25

SECTION 6. SCHEDULE OF SANITATION FEES. The Sanitation Fees as established, approved and adopted for fiscal year 2023-2024, are as follows:

	Inside City	Outside City*
Residential	\$12.00 per month	\$23.50 per month
Commercial Light	\$50.00 per month	\$75.00 per month
Commercial Heavy	\$112.50 per month	\$168.75 per month

* New outside city sanitation customers must be pre-approved by Public Works Supervisor or City Administrator based upon proximity of current customers and availability of staff & resources.

SECTION 7. SCHEDULE OF WATER AND SEWER RATES, FEES AND CHARGES. The Water and Sewer Rates, Fees and Charges for fiscal year 2023-2024, are as follows:

Capital Improvements Fee – Beginning July 1, 2021, the City of Pickens will charge a \$5 per month Capital Improvements Fee per meter. The fee will be used to make needed infrastructure improvements to the City’s water distribution system.

Water & Sewer Base Rate & Usage Charges—3/4" Meter (Primarily Residential)

3/4" Meter	Inside City	Outside City
Water Base Rate—up to 3000 Gallons	\$27.50 per month	\$40.00 per month
Sewer Base Rate—up to 3000 Gallons	\$24.50 per month	\$70.00 per month
Water & Sewer Base Rate up to 3000 Gallons	\$52.00 per month	\$110.00 per month
Water—Additional 1000 Gallon Units	\$3.50 per unit	\$4.00 per unit
Sewer—Additional 1000 Gallon Units	\$4.10 per unit	\$10.00 per unit

Water & Sewer Base Rate & Usage Charges—1" Meter

1" Meter	Inside City	Outside City
Water Base Rate—up to 3000 Gallons	\$29.50 per month	\$46.00 per month
Sewer Base Rate—up to 3000 Gallons	\$29.50 per month	\$70.00 per month
Water & Sewer Base Rate up to 3000 Gallons	\$59.00 per month	\$116.00 per month
Water—Additional 1000 Gallon Units	\$3.50 per unit	\$4.00 per unit
Sewer—Additional 1000 Gallon Units	\$4.10 per unit	\$10.00 per unit

Water & Sewer Base Rate & Usage Charges—1.5" Meter

1.5" Meter	Inside City	Outside City
Water Base Rate—up to 3000 Gallons	\$61.50 per month	\$78.00 per month
Sewer Base Rate—up to 3000 Gallons	\$61.50 per month	\$120.00 per month
Water & Sewer Base Rate up to 3000 Gallons	\$123.00 per month	\$198.00 per month
Water—Additional 1000 Gallon Units	\$3.50 per unit	\$4.00 per unit
Sewer—Additional 1000 Gallon Units	\$4.10 per unit	\$10.00 per unit

Water & Sewer Base Rate & Usage Charges—2" Meter

2" Meter	Inside City	Outside City
Water Base Rate—up to 3000 Gallons	\$94.00 per month	\$114.00 per month
Sewer Base Rate—up to 3000 Gallons	\$94.00 per month	\$175.00 per month
Water & Sewer Base Rate up to 3000 Gallons	\$188.00 per month	\$289.00 per month
Water—Additional 1000 Gallon Units	\$3.50 per unit	\$4.00 per unit
Sewer—Additional 1000 Gallon Units	\$4.10 per unit	\$10.00 per unit

Water & Sewer Base Rate & Usage Charges—3" Meter

3" Meter	Inside City	Outside City
Water Base Rate—up to 3000 Gallons	\$194.00 per month	\$214.00 per month
Sewer Base Rate—up to 3000 Gallons	\$194.00 per month	N/A
Water & Sewer Base Rate up to 3000 Gallons	\$388.00 per month	N/A
Water—Additional 1000 Gallon Units	\$3.50 per unit	\$4.00 per unit
Sewer—Additional 1000 Gallon Units	\$4.10 per unit	N/A

Water & Sewer Base Rate & Usage Charges—4" Meter

4" Meter	Inside City	Outside City
Water Base Rate—up to 3000 Gallons	\$294.00 per month	\$314.00 per month
Sewer Base Rate—up to 3000 Gallons	\$294.00 per month	N/A
Water & Sewer Base Rate up to 3000 Gallons	\$588.00 per month	N/A
Water—Additional 1000 Gallon Units	\$3.50 per unit	\$4.00 per unit
Sewer—Additional 1000 Gallon Units	\$4.10 per unit	N/A

Water & Sewer Base Rate & Usage Charges—6" Meter

6" Meter	Inside City	Outside City
Water Base Rate—up to 3000 Gallons	\$588.00 per month	\$608.00 per month
Sewer Base Rate—up to 3000 Gallons	\$588.00 per month	N/A
Water & Sewer Base Rate up to 3000 Gallons	\$1,176.00 per month	N/A
Water—Additional 1000 Gallon Units	\$3.50 per unit	\$4.00 per unit
Sewer—Additional 1000 Gallon Units	\$4.10 per unit	N/A

Water Base Rate & Usage Charges—Wholesale Meter (Reseller of City Water)

Wholesale Meter	Wholesale Customer
4" Water Base Rate--up to 50,000 Gallons	\$294.00 per month
6" Water Base Rate--up to 50,000 Gallons	\$588.00 per month
Water—Additional 1000 Gallon Units	\$1.35 per unit

Water & Sewer Tap Fees

	Inside City	Outside City
Water Tap Fee 5/8" x 3/4"	\$800.00	\$1,400.00
Water Tap Fee 1"	\$1,400.00	\$2,000.00
Sewer Tap Fee 1"	\$1,000.00	N/A

Fees for taps greater than 1" are priced on a case by case basis.

Miscellaneous Water & Sewer Fees—All Customers (Inside & Outside City)

Deposit--Property Owner	N/A
Deposit--Non Property Owner (applied/refunded when deactivated)	\$100.00
Connection (establishing account)	\$30.00
Transfer Service (within our service area)	\$30.00
Sprinkler Fee	.10 per head
Meter Testing (refunded if meter is defective)	\$50.00
Late Fee	\$5.00
Penalty for Non-Payment (may waive twice per calendar year)	\$50.00
Extensions—Each customer is allowed two (2) extensions per calendar year when made prior to cutoff. (cannot be extended further than the following bills due date)	N/A
Non-Sufficient Check or Bank Draft Penalty	\$30.00
Moving Meter for Customer	City's Cost (\$500 cap)

SECTION 8. SCHEDULE OF BUSINESS LICENSE RATES, FEES AND CHARGES. The Business License Rates, Fees, and Charges for Fiscal Year 2023-2024, are as follows:

RATE CLASS	INCOME: 0 - \$2000	ALL OVER \$2000
	MINIMUM FEE	Rate per Thousand or fraction thereof
1	\$30 .00	\$0.85
2	\$35 .00	\$0.90
3	\$40 .00	\$0.95
4	\$45 .00	\$1.00
5	\$50 .00	\$1.05
6	\$55 .00	\$1.10
7	\$60 .00	\$1.15
8.1	\$35 .00	\$1.10
8.1A	\$70.00	\$2.30
8.2	\$500 set by State statute	
8.3	MASC Telecommunications	
8.4	See individual	See individual
8.5	\$30 .00	\$.60
8.6	\$45 .00	\$1.50
8.6A	\$25 .00	\$1.50
8.7	MASC Insurance	
8.8A	\$12.50 + \$12.50 per machine	
8.8B	\$ 75.00	\$3.50
8.8C	\$12.50 + \$180.00 per machine	
8.9	See individual	See individual
8.10	\$100 .00 + \$5.00 per table	\$1.30

NON-RESIDENT RATES

Unless otherwise specifically provided, all minimum fees and rates shall be doubled for nonresidents and itinerants having no fixed principal place of business within the municipality.

DECLINING RATES

Declining Rates do not apply.

CLASS 8 RATES

Each NAICS Number designates a separate sub classification. The businesses in this section are treated as separate and individual subclasses due to provisions of State law, regulatory requirements, service burdens, tax equalization considerations, etc., which are deemed to be sufficient to require individually determined rates. Non-resident rates do not apply except where indicated.

NAICS 230000 - Contractors, Construction, All Types

8.1 - Having permanent place of business within the municipality		
Minimum on first \$2,000	\$35.00	PLUS
Each additional 1,000		\$1.21
8.1A – Having no permanent place of business within the municipality		
Minimum on first \$2,000	\$70.00	PLUS
Each additional \$1,000.....		\$2.53
(non-resident double rates do not apply)		

A trailer at the construction site, or structure in which the contractor temporarily resides is not a permanent place of business under this ordinance.

The total fee for the full amount of the contract shall be paid prior to commencement of work and shall entitle contractor to complete the job without regard to the normal license expiration date. An amended report shall be filed for each new job and the appropriate additional license fee per \$1,000 of the contract amount shall be paid prior to commencement of new work. Only one base fee shall be paid in a calendar year.

No contractor shall be issued a business license until all state and municipal qualification examination and trade license requirements have been met. Each contractor shall post a sign in plain view on each job identifying the contractor with the job.

Sub-contractors shall be licensed on the same basis as general or prime contractors for the same job. No deductions shall be made by a general or prime contractor for value of work performed by a sub-contractor.

No contractor shall be issued a business license until all performance and indemnity bonds required by the Building Code have been filed and approved. Zoning permits must be obtained when required by the Zoning Ordinance.

Each prime contractor shall file with the License Official a list of sub-contractors furnishing labor or materials for each project.

8.2 - <u>NAICS 482 - Railroad Companies</u> -(See S.C. Code § 12-23-210]	
For the first 1000 inhabitants of the City	\$500.00
[2000 census population: <u>3012</u> . Fee = \$ <u>500</u>]	

8.3 - NAICS 5171, 5172 – Telephone Companies:

a. Notwithstanding any other provisions of the Business License Ordinance, the business license tax for "retail telecommunications services", as defined in S. C. Code Section 58-9-2200, shall be at the maximum rate authorized by S. C. Code Section 58-9-2220, as it now provides or as provided by amendment. The business license tax year shall begin on January 1 of each year. The rate for the 2005 business license tax year shall be the maximum rate allowed by State law in effect on February 1, 2005. Declining rates shall not apply.

b. In conformity with S.C. Code Section 58-9-2220, the business license tax for "retail telecommunications services" shall apply to the gross income derived from the sale of retail telecommunications services for the preceding calendar or fiscal year which either originate or terminate in the municipality and which are charged to a service address within the municipality regardless of where these amounts are billed or paid and on which a business license tax has not been paid to another municipality. The measurement of the amounts derived from the retail sale of mobile telecommunications services shall include only revenues from the fixed monthly recurring charge of customers whose service address is within the boundaries of the municipality. For a business in operation for less than one year, the amount of business license tax shall be computed on a twelve-month projected income.

c. For the year 2005, the business license tax for "retail telecommunications services" shall be due on February 1, 2005, and payable by February 28, 2005, without penalty. For years after 2005, the business license tax for "retail telecommunications services" shall be due on January 1 of each year and payable by January 31 of that year, without penalty.

d. The delinquent penalty shall be five percent (5 %) of the tax due for each month, or portion thereof, after the due date until paid.

e. Exemptions in the business license ordinance for income from business in interstate commerce are hereby repealed. Properly apportioned gross income from interstate commerce shall be included in the gross income for every business subject to a business license tax.

f. Nothing in this Ordinance shall be interpreted to interfere with continuing obligations of any franchise agreement or contractual agreement in the event that the franchise or contractual agreement should expire after December 31, 2003.

g. All fees collected under such a franchise or contractual agreement expiring after December 31, 2003, shall be in lieu of fees or taxes which might otherwise be authorized by this Ordinance.

h. As authorized by S. C. Code Section 5-7-300, the Agreement with the Municipal Association of South Carolina for collection of current and delinquent license taxes from telecommunications companies pursuant to S. C. Code Section 58-9-2200 shall continue in effect. Notwithstanding the provisions of the Agreement, for the year 2005, the Municipal Association of South Carolina is authorized to collect current and delinquent license taxes, in conformity with the due date and delinquent date for 2005 as set out in this Ordinance and is further authorized, for the year 2005, to disburse business license taxes collected, less the service agreed charge, to this municipality on or before April 1, 2005, and thereafter as remaining collections permit.

NAICS 22112 - Electric Power DistributionSee Consent or Franchise

NAICS 22121 - Natural Gas DistributionSee Consent or Franchise

NAICS 517110 - Television, Cable or Pay, Services using public streets See Franchise

8.4 - Cable television services not using public streets:

Minimum on first \$2,000 See Franchise
 Per \$1,000, or fraction, over \$2,000 See Franchise

8.4 - NAICS 423930 - Junk or Scrap Dealers [Non-resident rates apply]

Minimum on first \$2,000 \$100.00 PLUS
 Per \$1,000, or fraction, over \$2,000\$5.50

8.4 - NAICS 522298 - Pawn Brokers - All Types

Minimum on first \$2,000\$200.00 PLUS
 Per \$1,000, or fraction, over \$2,000 \$2.20

8.5 - NAICS 4411, 4412 - Automotive, Motor Vehicles, Boats, Farm Machinery, Retail

(except auto supply stores - see 4413)

Minimum on first \$2,000\$30.00 PLUS
 Per \$1,000, or fraction, over \$2,000\$.66

One sales lot not more than 400 feet from the main showroom may be operated under this license provided that proceeds from sales at the lot are included in gross receipts at the main office when both are operated under the same name and ownership.

Gross receipts for this classification shall include value of trade-ins. Dealer transfers or internal repairs on resale items shall not be included in gross income.

NAICS 454390 - Peddlers, Solicitors, Canvassers, Door-To-Door Sales, direct retail sales of merchandise. [Non-resident rates apply]

8.6 - Regular activities [more than two sale periods of more than three days each per year]

Minimum on first \$2,000.....\$45.00 PLUS
Per \$1,000, or fraction, over \$2,000.....\$1.65

8.6A- Seasonal activities [not more than two sale periods of not more than three days each year, separate license required for each sale period]

Minimum on first \$2,000.....\$25.00 PLUS
Per \$1,000, or fraction, over \$2,000.....\$1.65

Applicants applying for a license for a City Events will be changed as 8.6A excluding food trucks

Applicant for a license to sell on private property must provide written authorization from the property owner to use the intended location.

8.7- NAICS 5241 Insurance Companies:

Except as to fire insurance, "gross premiums" means gross premiums collected on policies on property or risks located in the municipality, or on policies, wherever the insured property or risk is located, that are sold, solicited, negotiated, taken, transmitted, received, delivered, applied for, produced or serviced by the insurance company's office located in the municipality or by the insurance company's employee doing business within the municipality or by the office of the insurance company's licensed or appointed producer (agent) located in the municipality or by the insurance company's licensed or appointed producer (agent) doing business within the municipality. As to fire insurance, "gross premiums" means gross premiums collected through an office or agent located in the municipality, wherever the risk is located, or realized from risks located within the limits of the municipality, wherever the premiums are collected.

Gross premiums shall include new and renewal business without deductions for any dividend, credit, return premiums or deposit.

Solicitation for insurance, receiving or transmitting an application or policy, examination of a risk, collection or transmitting of a premium, adjusting a claim, delivering a benefit, or doing any act in connection with a policy or claim shall constitute doing business within the municipality whether or not an office is maintained therein. A premium collected on property or a risk located within the municipality shall be deemed to have been collected within the municipality. Declining rates shall not apply.

NAICS 52411 - Life, Health and Accident0.75% of Gross Premiums

NAICS 524126 - Fire and Casualty (Licensed in SC) 2% of Gross Premiums

NAICS 524127 - Title Insurance2% of Gross Premiums

NAICS 524210 - Brokers for Fire & Casualty Insurers - non-admitted:

As to brokers for non-admitted fire and casualty insurers, "gross premiums" means gross premiums collected by or for fire and casualty insurers not licensed in South Carolina (1) on policies on property or risks located in the municipality and/or (2) on policies, wherever the insured property or risk is located, that are sold, solicited, negotiated, taken, transmitted, received, delivered, applied for, produced or serviced by a broker located in or doing business within the municipality. Brokers shall provide, with their payment of the tax, a copy of a report showing the locations of the property or risks insured

2% of Gross
Premiums

[Premiums for non-admitted business are not included in broker's gross commissions for other business.]

Notwithstanding any other provisions of this ordinance, license taxes for insurance companies and brokers for non-admitted fire and casualty insurers shall be payable on or before May 31 in each year without penalty. The penalty for delinquent payments shall be 5% of the tax due per month, or portion thereof, after the due date until paid.

Any exemptions in the business license ordinance for income from business in interstate commerce are hereby repealed. Gross income from interstate commerce shall be included in the gross income for every business subject to a business license tax.

The Agreement with the Municipal Association of South Carolina, pursuant to S. C. Code Section 5-7-30, for collection of current and delinquent license taxes from insurance companies and brokers for non-admitted fire and casualty insurers shall continue in effect.

NAICS 713120 - Amusement Machines, coin operated (except gambling) -

Music machines, juke boxes, kiddy rides, video games, pin tables with levers, and other amusement machines with or without free play feature licensed by SC Department of Revenue pursuant to S.C. Code §12-21-2720(A)(1) and (A)(2)- **[Type I and Type II]**

8.8A - Operator of machine \$13.75/machine,
PLUS \$13.75 business license for operation of all machines (not on gross income). [§12-21-2746]

8.8B - Distributor selling or leasing machines (not licensed by the State as an operator pursuant to § 12-21-2728) - [Nonresident rates apply.] -

Minimum on first \$2,000 \$75.00 PLUS
Per \$1,000, or fraction, over \$2,000 \$3.85

8.8C NAICS 713290 - Amusement Machines, coin operated, non-payout -

Amusement machines of the non-payout type or in-line pin game licensed by SC Department of Revenue pursuant to S.C. Code § 12-21-2720(A)(3) -**[Type 1111 8.8C -**

Operator of machine (owner of business) \$13.75
business license for operation of all machines (not on gross income). [§ 12-21-2720(B)]

8.8B - Distributor selling or leasing machines (not licensed by the State as an operator pursuant to § 12-21-2728) - [Nonresident rates apply.] -

Minimum on first \$2,000\$75.00 PLUS
Per \$1,000, or fraction, over \$2,000\$3.85

8.9 - NAICS 713290 - Bingo halls, parlors -

Minimum on first \$2,000\$75.00 PLUS
Per \$1,000, or fraction, over \$2,000..... \$3.85

8.9 - NAICS 711190 - Carnivals and Circuses -

Minimum on first \$2,000\$75.00 PLUS
Per \$1,000, or fraction, over \$2,000 \$1.43

**8.9 - NAICS 722410 - Drinking Places, bars, lounges, cabarets -
(Alcoholic beverages consumed on premises)**

Minimum on first \$2,000\$100.00 PLUS
Per \$1,000, or fraction, over \$2,000 \$2.00

License must be issued in the name of the individual who has been issued a State ABC license and will have actual control and management of the business.

8.10 - NAICS 713990 - Billiard or Pool Rooms, all types \$5.00 stamp/table PLUS

Minimum on first \$2,000.....\$100.00
.....PLUS
Per \$1,000, or fraction, over \$2,000\$1.43

The prepared budget and the estimated revenue for the payment of the same for business licenses are in accordance with the classifications established in the latest edition of the *United States North American Industry Classification System Manual* (NAICS codes).

The Business License Ordinance of the City of Pickens, South Carolina, is hereby amended at Rate Class 8.9 to provide that the rates for "Drinking Places, bars, lounges, & cabarets" shall be established at \$100.00 for the first \$2000.00 of gross income, and then \$2.00 per \$1000.00 of gross income or portion thereof thereafter.

SECTION 9. By mutual agreement between the City of Pickens, South Carolina, and Pickens County, South Carolina, Pickens County will bill and collect the taxes enumerated herein and pay the same over to the treasury of the City of Pickens, South Carolina, in the manner as agreed by both parties. The billing dates, the penalty dates and the amount of the penalty which shall be levied for delinquent taxes shall be the same as those adopted by Pickens County. The City Administrator shall inform the Pickens County Tax Collector, or such other officer of Pickens County as designated or may be appropriate, to levy such ad valorem millage as established in this budget document, and to set the Local Option Sales Tax credit factor to achieve the goals as established herein.

SECTION 10. The City Administrator shall administer the budget and may authorize the transfer of appropriated funds within and between departments as necessary to achieve the goals of the budget as established by City Council.

SECTION 11. If for any reason any sentence, clause or provision of this ordinance shall be declared invalid, such shall not affect the remaining provisions thereof. All ordinances or parts of ordinances inconsistent or in conflict with the provisions of this ordinance are hereby repealed to the extent of conflict or inconsistency.

THIS ORDINANCE SHALL BECOME EFFECTIVE JULY 1, 2023

INTRODUCED the 12th day of June, 2023.

DONE the 26th day of June, 2023.



Mayor




Council Member




Council Member


Council Member




Council Member




Council Member



Council Member

ATTEST: 

Clerk to Council

ATTEST: 

Completed and presented by
City Administrator